





Politics Under Pressure

Leadership Strategies during the Financial Crash and the Coronavirus Pandemic

Three-Day Immersive Workshop — Full Programme Timetable

Key

	Interactive workshop / hands-on activity
	Presentation / overview session
	Coach-led explanation or discussion
	Time cell

Friday Evening

FRIDAY EVENING	
19:30 – 20:00	Welcome & Orientation <i>Introductions, programme overview, and icebreaker activity</i>
20:00 – 22:00	Film Screening: The Big Short (2015) <i>Watch and annotate: financial jargon explained as you watch</i>
22:00 – 22:45	Post-Film Discussion <i>Facilitated debrief: What caused the crash? Who was responsible? What do politicians owe the public?</i>
<i>Evening ends — 22:45</i>	

Saturday — The 2008 Financial Crash

SATURDAY — The 2008 Financial Crash	
10:00 – 10:30	Morning Brief & Day Overview <i>Key questions for the day; vocabulary check from The Big Short</i>
10:30 – 11:15	Workshop 1: What Happened? (Breakout Groups) <i>Groups receive a jigsaw of the crisis timeline — housing bubble → mortgage collapse → bank failures → recession. Each group reconstructs and presents one stage.</i>
 Break — 11:15 to 11:30	
11:30 – 12:00	How to Analyse Data: A Practical Guide <i>Coach-led explanation: what to look for in graphs and statistics, how to read trends and outliers, and how to use data to build and challenge arguments. Examples from 2008 economic data.</i>
12:00 – 13:00	Workshop 2: Reading the Data <i>Analyse unemployment curves, GDP contraction charts, and TARP cost graphs. In pairs, identify the most significant data point in your set and explain what it reveals about the crisis. Groups present findings.</i>
 Lunch — 13:00 to 14:00	
14:00 – 14:30	Language, Framing & Media Bias: An Introduction <i>Coach-led explanation: what loaded language and political framing look like in practice. Examples of bias techniques — word choice, omission, source selection, and visual framing. Students annotate a short sample text together.</i>
14:30 – 15:30	Workshop 3: Media Literacy Lab (Breakout Groups)

	<i>Compare Fox News and CNN coverage of the bank bailouts. Identify loaded language, framing differences, and political bias using the framework from the intro session. Groups report back.</i>
 Break — 15:30 to 15:45	
15:45 – 16:15	What Makes a Great Political Speech? <i>Coach-led analysis of Bush's address to Congress (Sep 2008): structure, rhetoric, emotional appeals, and persuasion techniques. Students annotate the transcript and discuss what works and why.</i>
16:15 – 17:15	Workshop 4: Speechwriting (Individual + Pairs) <i>Students write a 2-minute address as a world leader asking their parliament to approve a \$700bn bailout. Coach circulates. Peer feedback in pairs using a structured criteria sheet.</i>
17:15 – 18:00	Workshop 5: Speech Delivery Practice <i>Selected students deliver speeches to the group. Structured peer and coach feedback on delivery, clarity, and persuasiveness.</i>
18:00 – 18:15	Day Debrief & Reflection <i>What would you have done differently? Key takeaways noted on shared board.</i>
<i>Day ends — 18:15</i>	

Sunday — The COVID-19 Pandemic

SUNDAY — The COVID-19 Pandemic	
10:00 – 10:15	Morning Brief & Day Overview <i>Key questions for the day; quick recall from Saturday to draw connections between the two crises</i>
10:15 – 11:00	COVID-19: An Overview <i>Coach presentation covering the origins and global spread of the pandemic; the public health challenges it posed; the key policy decisions made in the UK and US; and Trump and Johnson's communication and policy responses — what they said, when they said it, and how the public responded.</i>
11:00 – 11:45	Workshop 6: Leaders in Crisis — Comparing Trump & Johnson (Breakout Groups) <i>Groups receive excerpts from Trump and Johnson's communications at key pandemic moments. Compare tone, clarity, honesty, and public health impact using the media literacy framework from Saturday. Each group presents one key finding.</i>
 Break — 11:45 to 12:00	
12:00 – 13:00	Workshop 7: Reading the Data (Pairs) <i>Analyse deaths per million, lockdown stringency index, and GDP impact by country. What do the numbers tell us about which policies worked? Volunteer students present data-backed arguments to the group.</i>
 Lunch — 13:00 to 14:00	
14:00 – 15:00	Workshop 8: Media Literacy Lab — Vaccine Scepticism (Breakout Groups) <i>Examine right-wing media coverage of the vaccine rollout. Identify misinformation techniques, emotional appeals, and political framing using the analytical tools from Saturday. Groups report back and class discusses.</i>
 Break — 15:00 to 15:15	
15:15 – 16:15	How to Build a Persuasive Debating Argument <i>Coach-led session on the fundamentals of argumentation: structuring a claim, finding and deploying evidence, anticipating counterarguments, and rebutting under pressure. Students practise building arguments on a series of short prompts related to the pandemic before preparing for the debate.</i>
16:15 – 17:15	Debate: 'Democratic governments failed their citizens in their approaches to COVID-19 lockdowns' <i>Oxford-style debate with assigned positions. 5-minute team preparation, teams of 3. Coach moderates; structured feedback on argument quality and delivery.</i>
17:15 – 18:00	Final Reflection & Certificate Presentation <i>Cross-crisis synthesis: what do 2008 and COVID teach us about political leadership? Students share one key takeaway. Certificate presentation and close.</i>

Programme ends — 18:00

info@telospathways.com · www.telospathways.com